

Dutch Child Prevention Model

From protection to skill reinforcement

Hedy Goossens, Mieke Cotterink



- Supervision
- Using resources
- Making environmental adaption

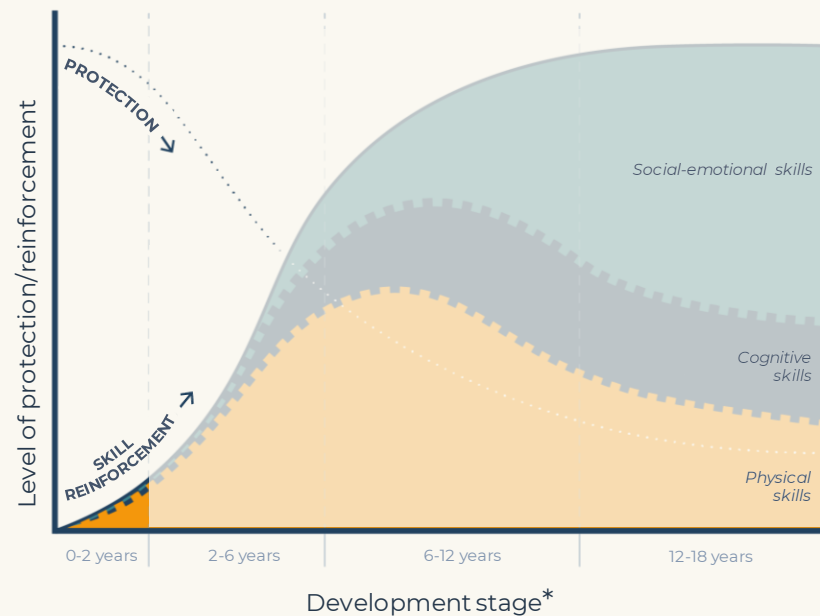
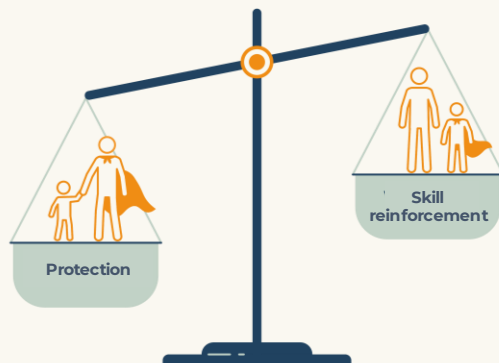
0-2: Protection

Examples for protection:

- Place stair gates
- Shield water
- Put hot liquids high away

Examples for reinforcement:

- tummy time
- Learning to climb stairs



*Each child develops at his own pace, the ages in the model are only a global indication.



Want to know more?

Want to have a good conversation about safety? Contact us!

Hedy Goossens

Project leader
h.goossens@veiligheid.nl



Dutch Child Prevention Model

From protection to skill reinforcement

Hedy Goossens, Mieke Cotterink

2-6 and 6-12: Stimulation of reinforcement skills

- Physical
- Cognitive
- Social-emotional

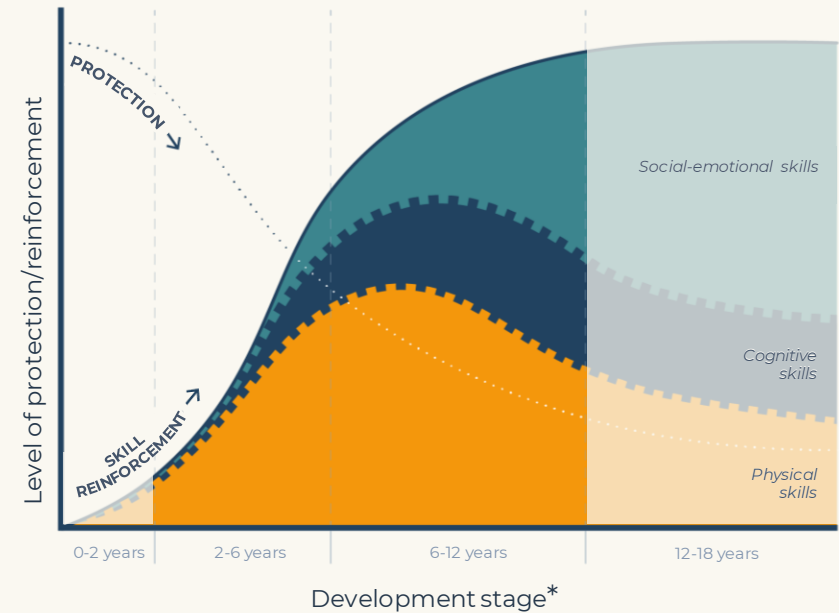
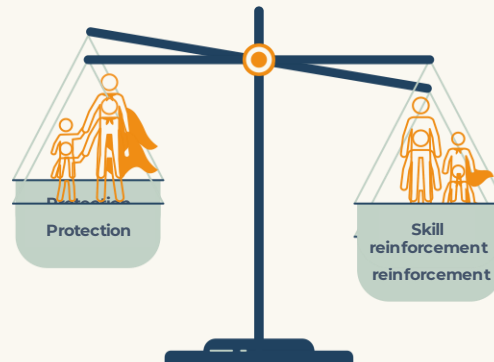
Examples for protection:

- Assistance in complex (traffic) situations

Examples for reinforcement:

- offer space to learn to assess risks themselves
- Repeating and expand fall skills

6-12 years



*Each child develops at his own pace, the ages in the model are only a global indication.



Want to know more?

Want to have a good conversation about safety? Contact us!

Hedy Goossens
Project leader
h.goossens@veiligheid.nl

Dutch Child Prevention Model

From protection to skill reinforcement

Hedy Goossens, Mieke Cotterink



12-18: Support in social-emotional skills

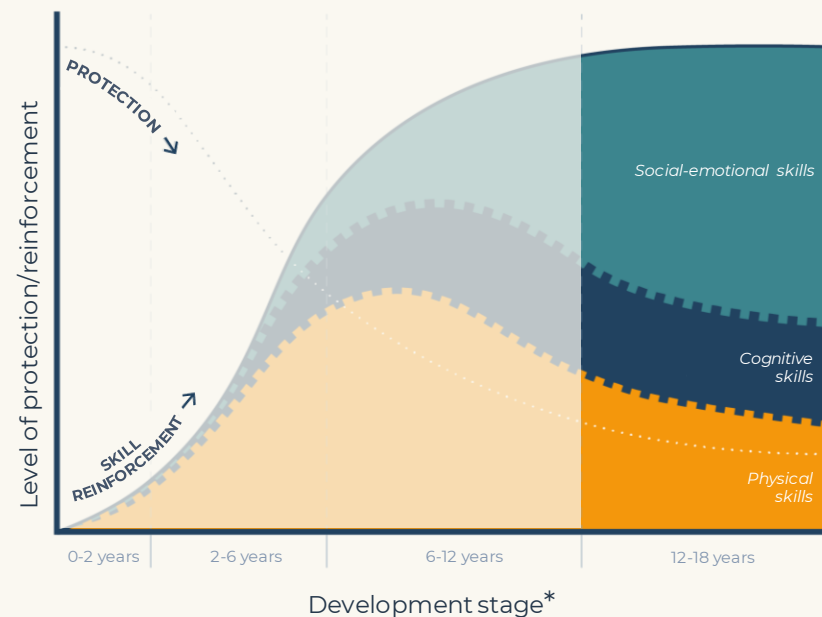
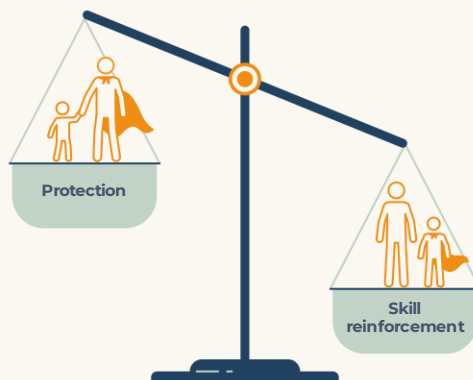
○ Help how to cope with age-related risks

Example for protection:

- Wearing personal protective equipment during sports

Example for reinforcement:

- Provide inspiration and tools to make a good assessment during risky actions or peer pressure



*Each child develops at his own pace, the ages in the model are only a global indication.



Want to know more?

Want to have a good conversation about safety? Contact us!

Hedy Goossens
Project leader
h.goossens@veiligheid.nl